





The group photo of President of Taiwan Mr. Ma Ying-Jeou had an interview with the 9th National Brand of Yushan Award of chairmen's award winners on January 2<sup>nd</sup> 2013.



In 2012, KILEWS won the National Brand of Yushan Award, the award for outstanding business class award for the best product.

# POWER SHARK

## Design for Industrial Production Line

Automatic Brushless Cordless Battery Screwdriver Series







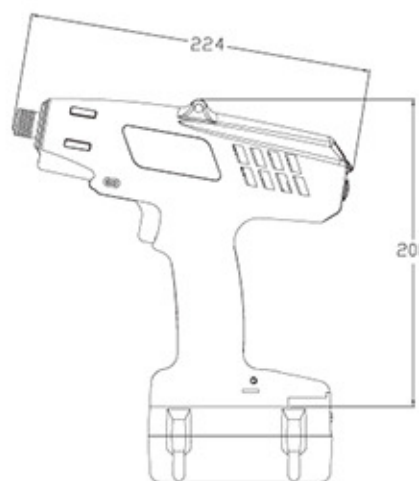
### Product Features

- The high power brushless motor was researched, developed and produced by Kilews, with 2 years warranty.
- The best choice of industrial assembly tool which can set the maximum torque up to 22 N.m, and the repeatable torque accuracy within  $\pm 3\%$ .
- Adopting Japanese high performance Li-ion (Li-Mn) battery which has longest standby time and lifetime.
- The cordless battery screwdriver has beep alarm warning when the battery power capacity is low. The red LED will flicker when 20% left of battery power capacity and light up continuously when 10% left of battery power capacity. User can be reminded to replace the battery by the LED warning light.
- The cordless battery screwdriver has built-in indicating light to indicate the fasten procedure during operation. The green LED will light up and give a short beep for every fastening screw. Conversely, the red LED will light up and give a long beep if the screw is fastened incorrectly or NG.
- LED illumination, LED will light up while screwdriver is operating to help user to see the fastening object status and to make sure the screws are aimed to exact positions.
- Users can select HI/LO speed via the electrical switch to meet the operation requirement.
- In order to hold the cordless battery screwdriver comfortably, the shape is designed to be 10 degrees elevation and balanced as an excellent ergonomic design.
- Torque Identification Rings are attached to distinguish the torque with different colors after the user adjusted the torque.
- In order to extend battery operating time, the cordless battery screwdriver will turn to sleep mode automatically when it idled

### Torque Identification Ring



### External Dimension



- over 3 seconds. Sleep mode helps to save power and extend battery life time.
- Due to the strong fasten torque; we have also included side pistol grip to maintain operating security.

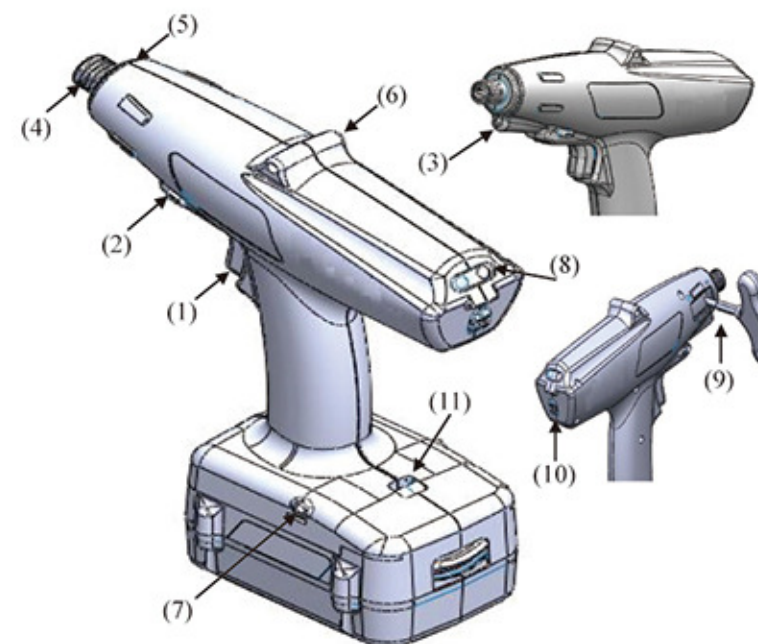
### Specifications

Model	SKC-PTA-220	SKC-PTA-150
Input Voltage	18V	
Torque (N.m)	8~22	4~15
Repeatable Torque Accuracy )	$\pm 3\%$	
Torque Adjustment	Internal Stepless	
Free Speed (r.p.m) $\pm 10\%$	HI	350
	LO	200
Weight (kg)	1.2 (Without Battery)	
Size (mm)	224 * 200 (L * H Without Battery)	
Applicable Battery	SKC-LB1840	
Applicable Charge Station	SKC-P120W / SKC-P80W / SKC-80W	
Applicable Torque Meter	KTM-250	
Applicable Bit Type		

\* \* Free load speed will be fixed when battery volume is more than 17V (17~21V)



### Function / Operating



### Function Name Table

No.	Description	No.	Description
(1)	Trigger Switch	(7)	Switch Hook
(2)	Forward/Reverse Lever	(8)	Indiction Light
(3)	LED Light	(9)	Torque Wrench
(4)	Bit Sleeve	(10)	Speed Adjustment
(5)	Torque Ring	(11)	Wrist Strap Hole
(6)	Driver Hook Hole		

### Torque Identification Ring



### External Dimension



### Specifications

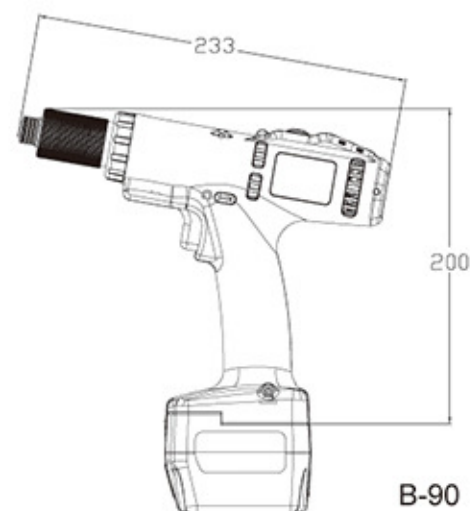
Model	SKC-PTA-120	SKC-PTA-80
Input Voltage	18V	
Torque (N.m)	6~12	4~8
Repeatable Torque Accuracy )	$\pm 3\%$	
Torque Adjustment	Internal Stepless	
Free Speed (r.p.m) $\pm 10\%$	HI	720
	LO	450
Weight (kg)	1.0 (Without Battery)	
Size (mm)	214 * 197 (L * H Without Battery)	
Applicable Battery	SKC-LB1820 / SKC-LB1840	
Applicable Charge Station	SKC-P120W / SKC-P80W / SKC-80W	
Applicable Torque Meter	KTM-150	
Applicable Bit Type		

\* \* Free load speed will be fixed when battery volume is more than 17V (17~21V)





### External Dimension



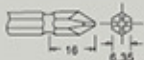

B-90

### Product Features

- High performance brushless motor with constant speed and 2 years warranty.
- External torque adjustment and low recoil design.
- User-friendly design such as LED illumination and 10 degrees elevation design.
- The cordless battery screwdriver has built-in indicating light to indicate the fasten procedure. The green LED will light up and give a short beep for every fastening screw. Conversely, the red LED will light up and give a long beep if the screw is fastened incorrectly or NG.

- Adopting Japanese high performance Li-ion (Li-Mn) battery which has longest standby time and lifetime.
- Users can select HI/LO speed via the electric switch to meet the operation requirement.
- In order to extend battery operating time, the cordless battery screwdriver will turn to sleep mode automatically when it idled over 3 seconds. Sleep mode helps to save electricity and extend battery life time.
- SKC-PTA-B120/B90 output stronger torque, therefore include with side pistol grip to maintain operating security.

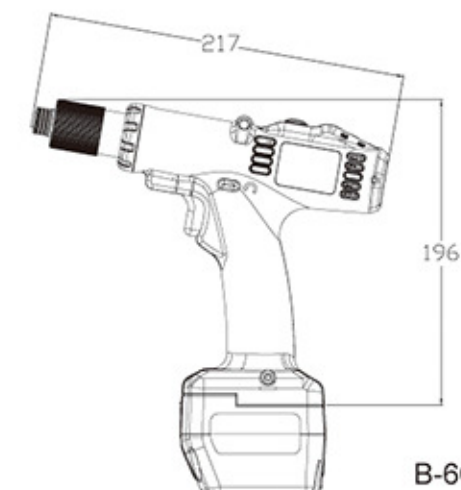
### Specifications

Model		SKC-PTA-B120	SKC-PTA-B90	SKC-PTA-B50F	SKC-PTA-B60	SKC-PTA-B35	SKC-PTA-B35F	
Input Voltage		18V						
Torque (N.m)		6~12	3~9	2~5	2~6	1~3.5	1~3.5	
Repeatable Torque Accuracy )		±3%						
Torque Adjustment		External Stepless						
Free Speed (r.p.m) ±10%	HI	880	1000	2200	1000	1000	2000	
	LO	570	650	1400	650	650	1300	
Weight (kg)		1.1 (Without Battery)			0.79 (Without Battery)			
Size (mm)		233 * 200 (L * H Without Battery)			217 * 196 (L * H Without Battery)			
Applicable Battery		SKC-LB1820B						
Applicable Charge Station		SKC-P80W-D						
Applicable Torque Meter		KTM-150						
Applicable Bit Type		<div>B</div> <div>HEX 6.35mm(No.3)</div>			<div>W</div> <div>3/8"sq</div>			

\* \* Free load speed will be fixed when battery volume is more than 17V (17~21V)

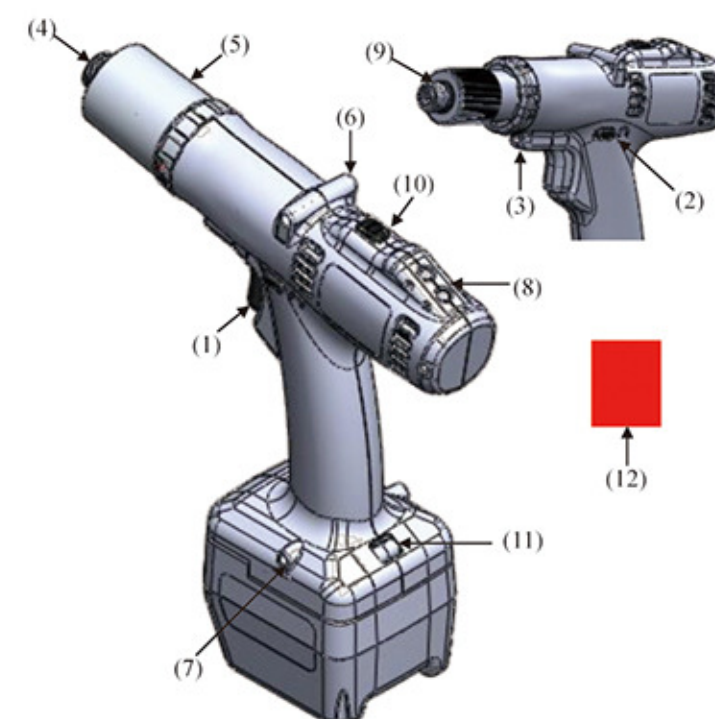


### External Dimension

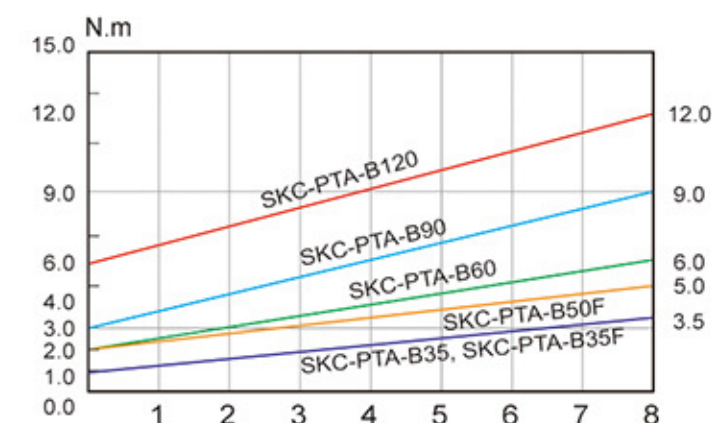


B-60

### Function / Operating Introduction



### Torque Range Chart



### Function Name Table

No.	Description	No.	Description
(1)	Trigger Switch	(7)	S Waist Hook
(2)	Forward/Reverse Lever	(8)	Indication Light
(3)	LED Light	(9)	Torque Adjustment Ring
(4)	Bit Sleeve	(10)	Speed Adjustment
(5)	Torque Fixing Ring	(11)	Wrist Strap Hole
(6)	Driver Hook Hole	(12)	Slip Resistant Soft Cover







### Product Features

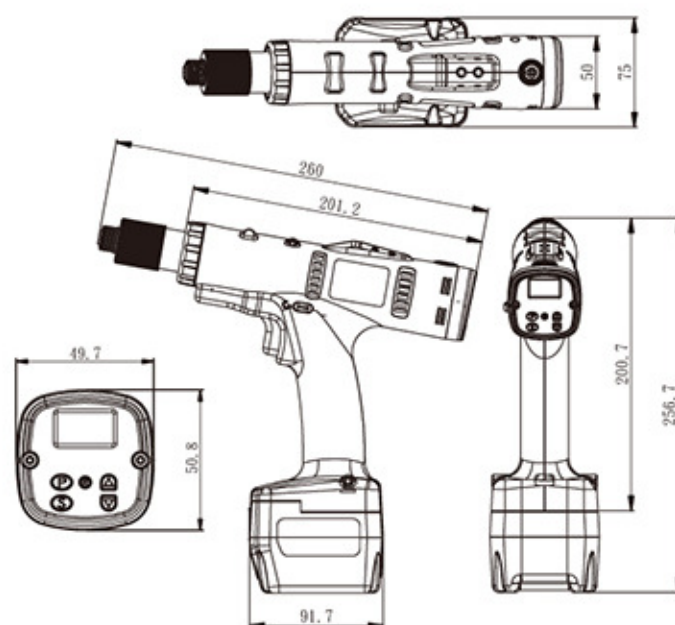
1. SKC-PTA-BE series
  - a. Built in error proof function
    - NG / OK / OKALL
    - screw list
    - screw count
    - Battery capacity
    - Connection status
    - Driver lock
  - b. Display screw tightening status by LED and LCD
  - c. I/O signals to PLC by KL-WSCBSN
  - d. Input signal to control driver by PLC

### Specifications

Model	SKC-PTA-BE120	SKC-PTA-BE90	SKC-PTA-BE50F
Input Voltage		18V	
Torque (N.m)	6~12	3~9	2~5
Repeatable Torque Accuracy )		±3%	
Torque Adjustment		External Stepless	
Free Speed (r.p.m) ±10%	260~880	300~1000	660~2200
Weight (kg)		1.2 (Without Battery)	
Size (mm)		260 * 200 (L * H Without Battery)	
Applicable Battery		SKC-LB1820B	
Applicable Charge Station		SKC-P80W-D	
Applicable Torque Meter		KTM-150	
Applicable Bit Type			

\* \* Free load speed will be fixed when battery volume is more than 17V (17~21V)

### External Dimension



### Function Setting

- A. Screw list
- B. Screw count
- C. OK ALL signal time
- D. Maximum fastening time
- E. Minimum fastening time
- F. Driver lock when error occurred
- G. Auto stop after batch complete
- H. Fastening speed and time



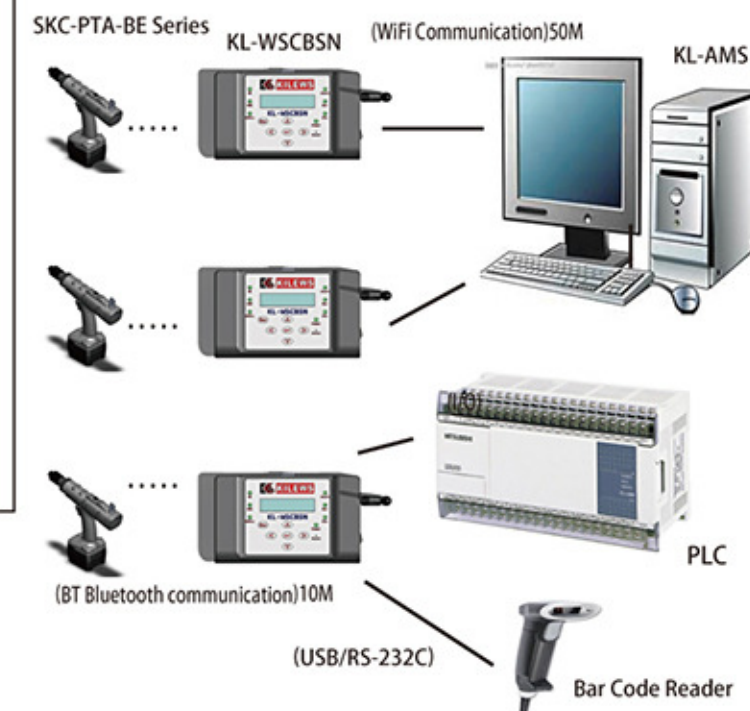
### Product Features

- A. Wifi transmission
- B. Error proof
- C. Prevent missing screw
- D. Distance control
- E. Tightening data storage
- F. Multi driver control
- G. Bar Code Reader

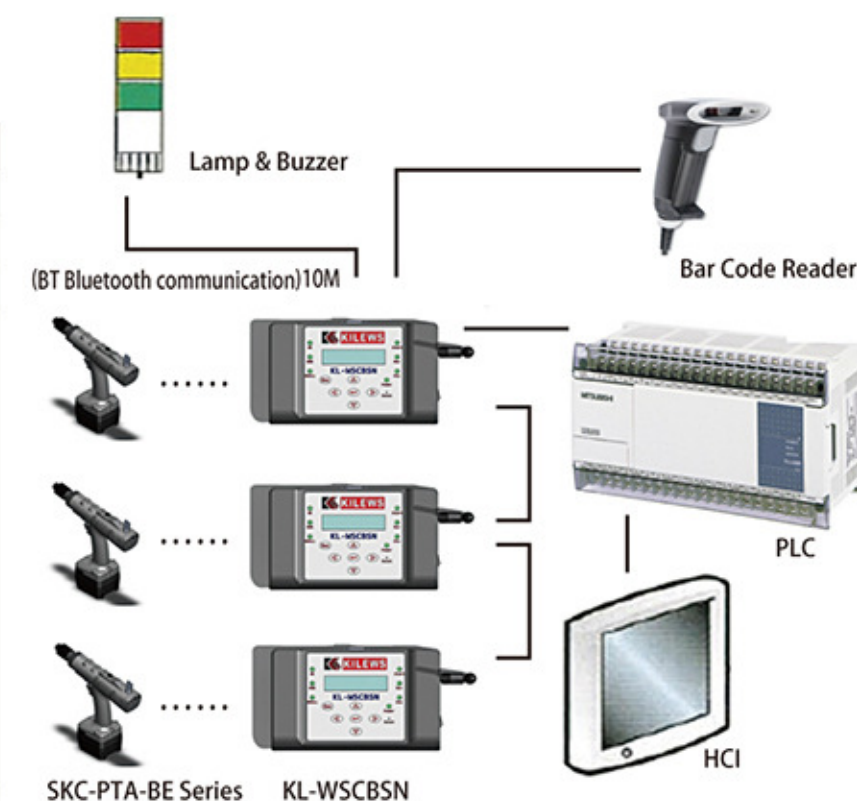
### Specifications

I/O interface	KL-WSCBSN
BT Bluetooth communication	Max 10 M, 1 to 1 with screwdriver
WiFi Communication	Max 50 M, 20 to 1 with AMS system
RS-232C communication	Max 10 M, 1 to 1 with Bar Code Reader
Start signal output	Max 2 M, 0V/5V Signal with PLC
Reverse signal output	
Brake signal output	
OK signal output	
NG signal output	
OK ALL signal output	
External start signal input	
External reverse signal input	
External DISABLE signal input	
External CONFIRM signal input	
External Dimension	178 * 115 * 30mm ( L * W * H )

### KILEWS KL-AMS System Schematic



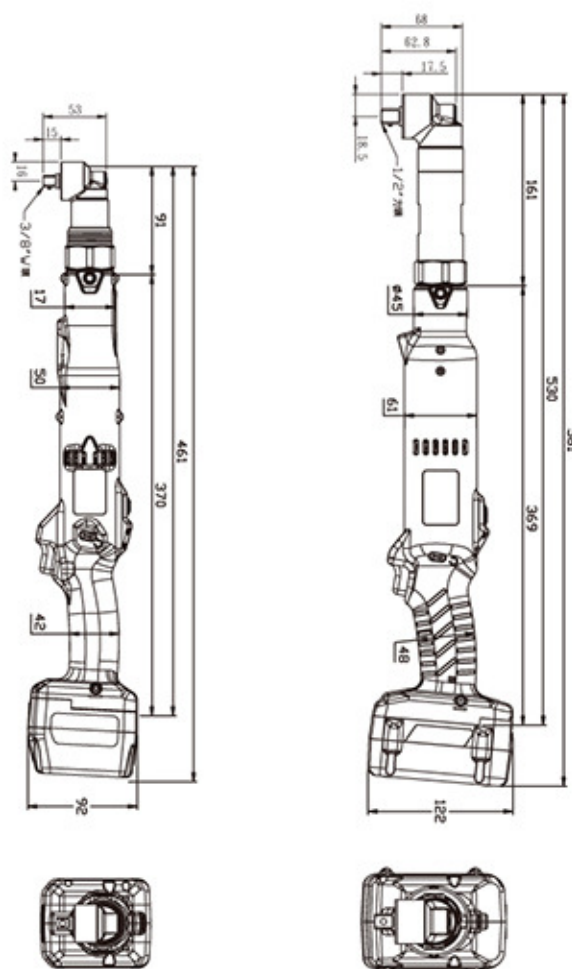
### Integrate Production Schematic







### External Dimension



### Specifications

Model	SKC-PTA-L300	SKC-PTA-L600
Input Voltage	18V	
Torque (N.m)	12~30	25~60
Repeatable Torque Accuracy )	±3%	
Torque Adjustment	Internal Stepless	
Free Speed (r.p.m) ±10%	HI	420
	LO	270
Weight (kg)	1.9 (Without Battery)	2.85 (Without Battery)
Size (mm)	460 (Without Battery)	530 (Without Battery)
Applicable Battery	SKC-LB1820B	SKC-LB1840
Applicable Charge Station	SKC-P80W-D	SKC-P120W / SKC-P80W / SKC-80W
Applicable Torque Meter	KTM-1350	
Applicable Bit Type	W	W

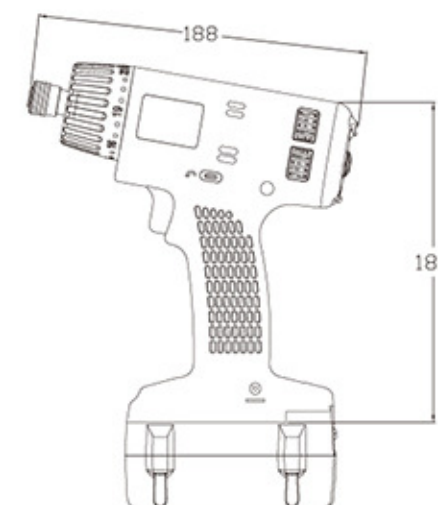
\* \* Free load speed will be fixed when battery voltage is more than 17V (17~21V)



### Product Features

- The high power brushless motor was researched, developed and produced by Kilews, with 1 year warranty.
- The best choice of industrial tool which can set the maximum torque up to 12 N.m, and the repeatable torque accuracy within ±10%.
- Adopting Japanese high performance Li-ion (Li-Mn) battery which has longest standby time and lifetime.
- The cordless battery screwdriver has beep alarm warning when the battery power capacity is low. The red LED will flicker when 20% left of battery power capacity and light up continuously when 10% left of battery power capacity. User can be reminded to replace the battery by the LED warning light.
- The cordless battery screwdriver has built-in indicating light to indicate the fasten procedure. The green LED will light up and give a short beep warning for every fastening screw. Conversely, the red LED will light up and give a long beep warning if the screw is fastened incorrectly or NG.
- LED illumination, LED will light up while screwdriver is operating to help user to see the fastening object status and to make sure the screws are aimed to exact positions.
- Users can select HI/LO speed via the electric switch to meet the operation requirement.
- In order to hold the cordless battery screwdriver comfortably, the shape is designed to be 10 degrees elevation and balanced as good ergonomic.
- In order to extend battery operating time, the cordless battery screwdriver will turn to sleep mode automatically when it idled over 3 seconds. Sleep mode helps to save electricity and extend battery life time.

### External Dimension



### Specifications

Model	SKC-PTS-120	SKC-PTS-80	SKC-PTS-50
Input Voltage	18V		
Torque (N.m)	6~12	4~8	1.5~5
Repeatable Torque Accuracy )	±10%		
Torque Adjustment	23+MAX Steps		
Free Speed (r.p.m) ±10%	HI	700	1200
	MID	500	900
	LO	350	600
Weight (kg)	1.0 (Without Battery)		
Size (mm)	188 * 182 (L * H Without Battery)		
Applicable Battery	SKC-LB1820 / SKC-LB1840		
Applicable Charge Station	SKC-P120W / SKC-P80W / SKC-80W		
Applicable Torque Meter	KTM-4B-25		
Applicable Bit Type	B   W		



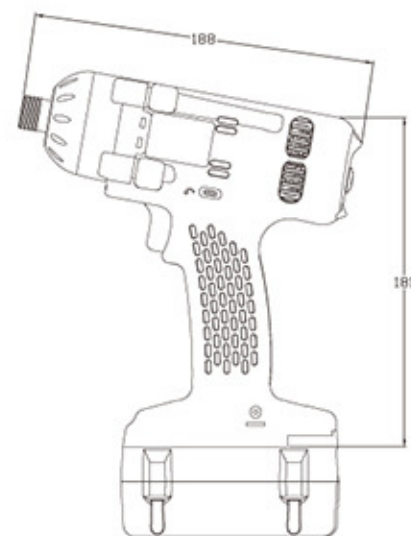








### Product Features

- The high power brushless motor was researched, developed, and produced by Kilews, with 1 year warranty.
- The best choice for industrial production and assembly with heavy instant beat, can reach 3800 times per min. Best-suited for fastening the big nut for heavy industrial.
- The maximum torque can reach to 250 N.m and applicable for heavy industry assembling.
- Adopting Japanese high performance Li-ion (Li-Mn) battery which has longest standby time and lifetime.
- The cordless battery screwdriver has beep alarm warning when the battery power capacity is low. The red LED will flicker when 20% left of battery power capacity and light up continuously when 10% left of battery power capacity. User can be reminded to replace the battery by the LED warning light.
- The user can base on the requirement to select HI/MID/LO torque forces via the electrical switch to prevent unnecessary hammer consumption.
- LED illumination, LED will light up while screwdriver is operating to help user to see the fastening object status and to make sure the screws are aimed to exact positions.
- In order to hold the cordless battery screwdriver comfortably, the shape is designed to be 10 degrees elevation and balanced as good ergonomic.
- In order to extend battery operating time, the cordless screwdriver will turn to sleep mode automatically when it idled over 3 seconds. Sleep mode helps to save electricity and extend battery life time.

### External Dimension

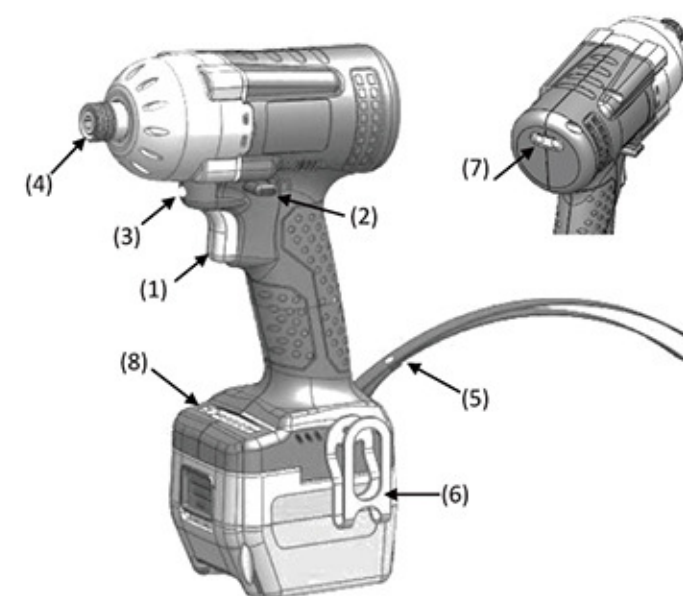


### Specifications

Model		SKC-PTI-250	SKC-PTI-160
Input Voltage		18V	
Free Speed (r.p.m) ±10%		0~2300	0~2100
B.P.M		0~3800	0~2800
Torque (N.m)		0~250	0~160
Impact modes	HI	0~250	0~160
	MID	0~160	0~120
	LO	0~100	0~80
Weight (kg)		1.1 (Without Battery)	
Size (mm)		188 * 181(L * H Without Battery)	
Applicable Battery		SKC-LB1840 / SKC-LB1820	
Applicable Charge Station		SKC-P120W / SKC-P80W / SKC-80W	
Applicable Bit Type		<div><div><div>W</div><div></div><div>1/2"sq</div></div><div><div></div><div>HEX 6.35mm(No.3)</div></div><div><div>B</div><div></div><div>1/2"</div></div><div><div>W</div><div></div><div>1/2"</div></div></div>	



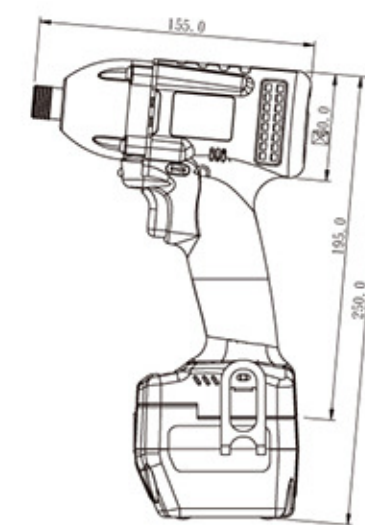
### Appearance Functions Introduction



### Function Name Table

No.	Description	No.	Description
(1)	Trigger Switch	(5)	Wrist Strap
(2)	Forward/Reverse Lever	(6)	S Waist Hook
(3)	LED Light	(7)	Indicator Light
(4)	Bit Sleeve	(8)	Torque Adjustment Light


### External Dimension



### Product Features

- 5 steps of torque adjustment with LED indication. User can set torque output according to their requirement to prevent unnecessary hammer consumption. Fastening status will also be shown on LED indication.
- Ergonomic grip design for comfort operation and reduce operator fatigue from long time operation.

### Specifications

Model		SKC-PTI-100
Input Voltage		18V
Free Speed (r.p.m) ±10%		0~2300
B.P.M		0~3000
Torque (N.m)		0~100
Impact modes	1	0~20
	2	0~40
	3	0~60
	4	0~80
	5	0~100
Weight (kg)		1.0 (Without Battery)
Size (mm)		155 * 195 (L * H Without Battery)
Applicable Battery		SKC-LB1820B
Applicable Charge Station		SKC-P80W-D
Applicable Bit Type		B 





### Display Description

#### SKC-P120W

○	●	●	●	Power on
○	●	●	●	Charging
○	●	●	●	Charged > 80%
(B)	●	●	●	Charged 100%
(L)	●	●	●	Error
<b>KILEWS SKC-P120W</b>				

#### SKC-P80W / SKC-P80W-D / SKC-80W

●	●	●	●	Power on
●	●	●	●	Charging
●	●	●	●	Charged > 80%
●	●	●	●	Charged 100%
●	●	●	●	Error
<b>KILEWS</b>				

### Specifications

Model	SKC-P120W	SKC-P80W	SKC-80W	SKC-P80W-D
Input Voltage	90V~240V			
Output Voltage	21V DC			
Output Current	3.0~4.5A	3.2A		
Applicable battery model	SKC-LB1820 / 1840			SKC-LB1820B
Battery Identification	V	—	—	V
Buzzer	V	V	—	V
Cooling fan	V	—	—	—
Dimensions(WXHX)	160 * 170 * 80mm	145 * 115 * 80mm		
Weight	1068g	530g		
LED Display	V*	—	—	—
Safety Certification	CE, ETL			

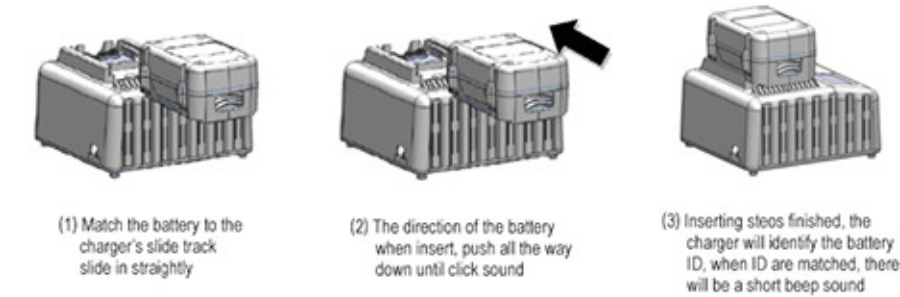
\* Will display batter ID, each recharging time, cell temperature, battery voltage, recharge status.

### Product Features

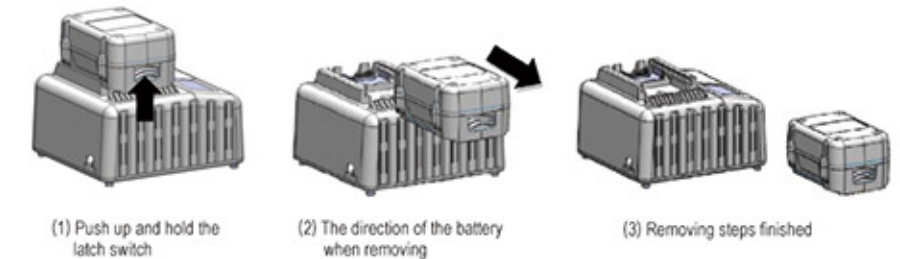
- Built-in LCD display shows recharging status. If the temperature is over the limit when recharging, the charge station will activate the protection function to stop recharging.
- Charge station can identify whether battery is supplied by KILEWS. When other brands of batteries installed on the charge station, it will not start charging process for the safety protection.
- Charge station can detect recharging time and battery capacity automatically. If any unusual situation happens during recharging, it will give an alert beeps and warning light to warn users.
- Auto buzzer reminds when battery is fully recharged.
- Small size, light weight, quick recharge, and wide voltage range 90~240ACV can be applicable worldwide.



### Assemble



### Disassemble



### Specifications

Battery Model	SKC-LB1820	SKC-LB1840	SKC-LB1820B
Voltage	18V		
Capacity	1950mA/hr	3900mA/hr	2000mA/hr
Rated voltage	18V		
Power	35Wh	70Wh	36Wh
Cells Permutation	5 series 1 parallel	5 series 2 parallel	5 series 1 parallel
Weight	430g	720g	430g
Dimensions(mm)	119 * 90 * 40	119 * 90 * 59	92 * 75 * 63
Certification	CE, ETL		
UN38.3 Inspection report	YES		

### Product Features

- Adopting Japanese high performance Li-ion (Li-Mn) battery.
- Built in protection device to prevent battery overcharge and over discharge.
- The latch design increases intensity and convenience when assembling or dismantling the rechargeable battery from the cordless screwdriver.
- Fully charged voltage: 21V, low-voltage protection: 13.5V, over-temperature protection (discharge): 72°C.
- Battery ID identification design, which only allows original charge station to recharge the battery to secure battery safety and extend battery lifetime.

### Battery charging time reference

Battery Model / Capacity	SKC-P120W	SKC-P80W	SKC-80W	SKC-P80W-D
SKC-LB1820 (1950mA/hr)	40 min.	40 min.	40 min.	40 min.
SKC-LB1840 (3900mA/hr)	60 min.	80 min.	80 min.	
SKC-LB1820B (2000mA/hr)				



### Suspension Rack

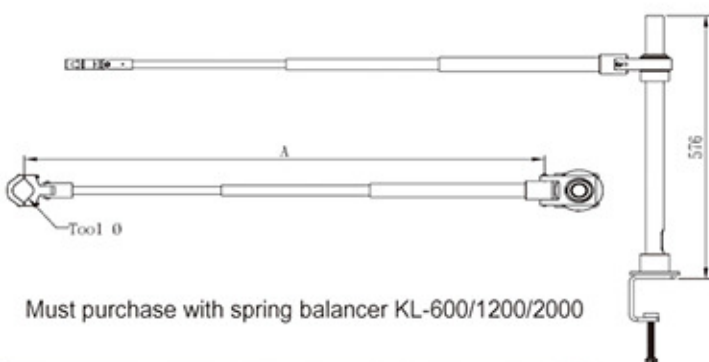


Model	Applicable Models
KH-6	SKC-PTA-120/80
	SKC-PTA-B120/90/50F
	SKC-PTA-B60/35/35F
	SKC-PTA-BE120/90/50F
KH-7	SKC-PTA-220/150

The new Suspension Rack series can be fixed on the table or wall.  
Position angle of the rack can be adjustable for operator easier topick up and restore the screwdriver.



### Auxiliary Arm



#### Specifications

Model No.	Max torque (Nm)	A(mini/maxi) cm	diameter(mm) Tool Ø
KP-AUX-C50-1000	50	43~100	38.5~52
KP-AUX-E50-1000			
KP-AUX-B50-1000			
KP-AUX-D50-1000			
KP-AUX-C50-1200	50	50~120	38.5~52
KP-AUX-E50-1200			
KP-AUX-B50-1200			
KP-AUX-D50-1200			

