

HIGH TORQUE DC-TYPE AUTOMATIC TRIGGER AND PUSH START CLUTCH TYPE SERIES



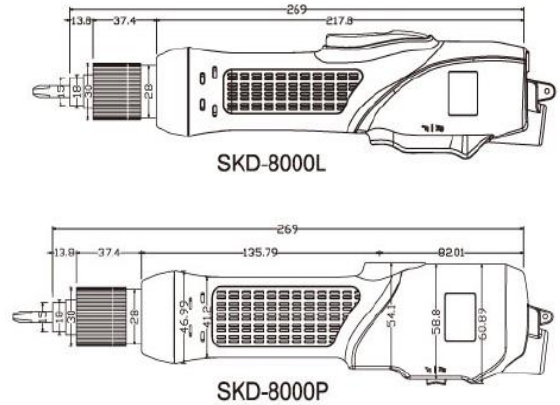
SKD-8000 Series [SKD-8300L/P, SKD-8400L/P, SKD-8500L/P, SKD-8300LF/PF]



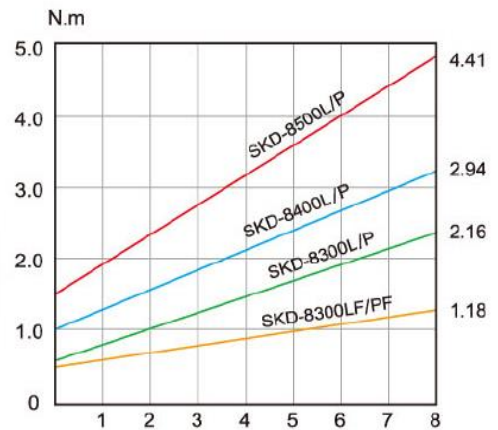
- Torque range : 6~45Kgf.cm (maximum. torque)
- Stable torque within accuracy $\pm 3\%$.
- Torque is adjustable. Torque fixing ring (KC-1) can be applied to fix the torque.
- Best choice for assembling the computer case and tapping screws.





External Dimension



Torque Range Chart



Specifications

Model		SKD-8300L/P	SKD-8400L/P	SKD-8500L/P	SKD-8300LF/PF
Input Voltage		DC24V or DC32V			DC32V
Power Consumption		55W			
Torque	(kgf.cm)	6~22	10~30	15~45	5~12
	(Lbf.in)	5.22~19.12	8.67~26.02	13.0~39.02	4.34~10.44
	(N.m)	0.59~2.16	0.98~2.94	1.47~4.41	0.49~1.18
Repeatable Torque Accuracy(%)		$\pm 3\%$			
Torque Adjustment		Stepless			
Free Speed (r.p.m)	HI	1000	750	530	2000
	LO	700	520	350	—
Screw Size Dia (mm)	Machine Screw	2.6~4.0	3.0~5.0	4.0~6.0	2.0~3.0
	Tapping Screw	2.0~3.5	2.6~4.0	3.0~5.0	2.0~2.6
Weight(g)		700			
Length(mm)		269			
ESD(Anti-Static)		✓ (with black housing)			
CE		✓			
RoHS		✓			
Power Controller		SKP-32HL-60W			
Bit Type					

Accessories

